
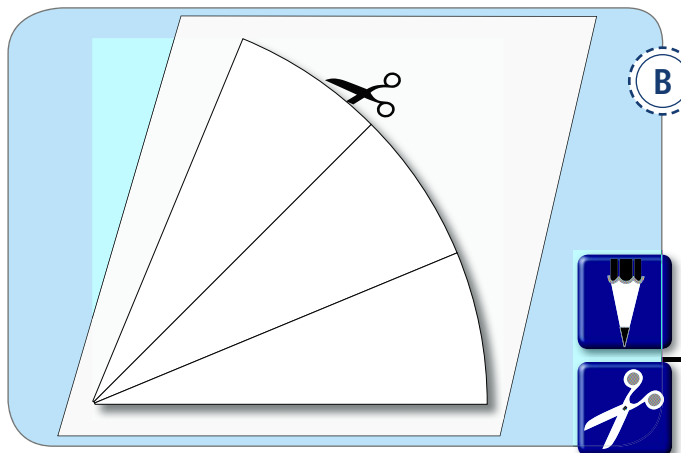


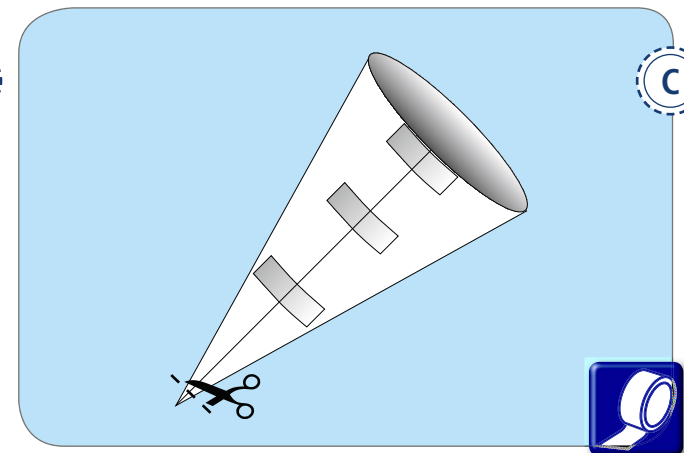
Preparation



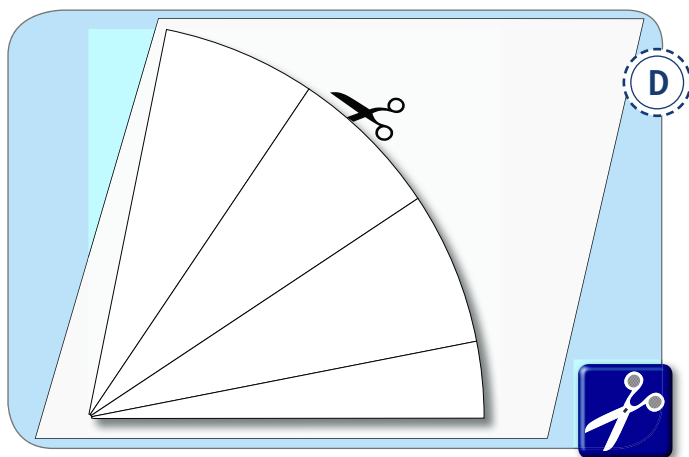
Print out the templates for the body and wings and cut them out.



For the substructure, draw around the body template 3x side by side on a piece of card and cut out the entire shape.



Bend the cut-out cardboard shape to a cone and stick together with sticky tape. Cut approx. 1 cm off the top.



The sheet of FIMOair basic for covering the body has to be larger than the substructure. You therefore need to draw around the template 3½ times on a sheet of paper and cut out the entire shape.

Tip: Roll the cut-out cardboard shape before sticking it together. This gives the cardboard a rounded form, making it easier to stick together afterwards.